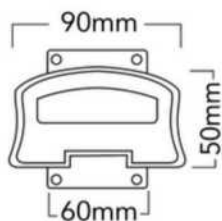


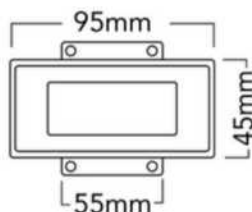
BRACKETS

Available in Oak, Mocha, Slate & Charcoal

Top Bracket



Base Bracket

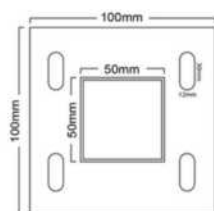


POST MOUNT

Stainless Steel

Composite Balustrade Post Mount

Top View



Side View



Length (mm) 900mm

Width (mm) 140mm

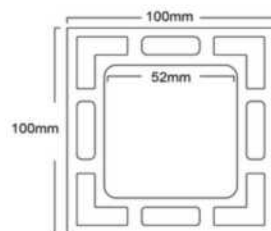
Depth (mm) 25mm

Weight (kg) **9.5kg**

POST COMPONENTS

Available in Oak, Mocha, Slate & Charcoal

Composite Balustrade Post



Length (mm) 2400mm

Width (mm) 100mm

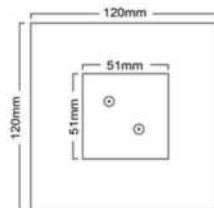
Depth (mm) 100mm

Internal Sleeve 52mm x 52mm

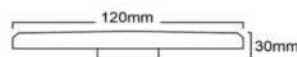
Weight (kg) 9.5kg

Composite Balustrade Post Cap

Top View



Side View



Length (mm) 120mm

Width (mm) 120mm

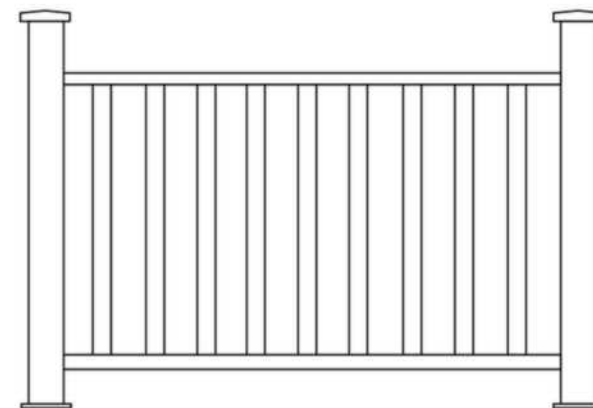
Depth (mm) 30mm

Composite Balustrades

Balustrade Kits & Components

BALUSTRADE KIT

Available in Oak, Mocha, Slate & Charcoal



posts sold separately

EACH BALUSTRADE KIT INCLUDES:

ITEM	QTY	ITEM	QTY
TOP RAIL	1	SPINDLE CONNECTORS	18
TOP BRACKETS	2	BASE BRACKETS	2
SPINDLES	9	BASE RAIL	1

Coverage per kit 1.52m

Material Composite

Weight (kg) 19.3kg

Base Rail Length 1520mm

Top Rail Length 1520mm